

Divisions affected: *Thame and Chinnor*

CABINET MEMBER FOR HIGHWAY MANAGEMENT – 24 MARCH 2022

THAME: A329 RYCOTE LANE - PROPOSED 40MPH SPEED LIMIT

Report by Corporate Director, Environment and Place

RECOMMENDATION

1. The Cabinet Member for Highway Management is RECOMMENDED to approve as advertised the proposed 40mph speed limit on the A329 at Thame.

Executive summary

2. This report presents responses received to a statutory consultation on proposals to introduce a 40mph speed limit on the A329 south of its roundabout junction with the as shown in **Annex 1** as a result of adjacent development.

Financial Implications

3. Funding for consultation on the proposals has been provided by the developers of adjacent land, who will also fund the implementation of the limit if approved.

Equality and Inclusion Implications

4. No implications in respect of equalities or inclusion have been identified in respect of the proposals.

Sustainability Implications

5. The proposals would help facilitate walking and cycling and the safe movement of traffic.

Consultation

6. Formal consultation was carried out between 20 January and 18 February 2022 . A notice was published in the Oxford Times newspaper and an email sent to statutory consultees, including Thames Valley Police, the Fire & Rescue Service, Ambulance service, Bus operators, Thame Town Council, Great Haseley Parish Council, South Oxfordshire District Council and the local County Councillors covering the Thame & Chinnor and the Chalgrove & Watlington divisions.

7. Twenty-five responses were received during the formal consultation comprising of; 3 objections (12%), 5 expressing concerns (20%), 16 expressions of support (64%), and 1 expressing no objection.
8. The responses are shown at **Annex 2**, and copies of the original responses are available for inspection by County Councillors.
9. Thames Valley Police expressed no objection.
10. Thame Town Council, and separately a local Thame councillor expressed concerns and requested that the speed limit be reduced to 30mph in the interests of the safety of the footpath users and due to vehicles parking on the verge. Their response also noted that the proposed 'Welcome to Thame' sign is in the parish of Great Haseley and is not in keeping with the other 'Welcome to Thame' signs.
11. Great Haseley Parish Council expressed support for the 40mph speed limit which they considered will improve safety for all road users and pedestrians. However, the parish council noted that the proposed location of speed limit and entrance signs to Thame are positioned within the parish of Great Haseley and must be moved to align with the boundary of Thame parish.
12. Noting the above, the proposed 40mph speed limit is considered appropriate and consistent with national guidance and also with other comparable roads within Thame. The concerns about the location of the Thame sign are noted and this will be relocated as requested but with the speed limit terminal signs remaining as advertised and shown in **Annex 1**.
13. One response was received from a local group (Thame Wombles) which expressed support, noting that the new limit will aid the flow of traffic past the commercial premises, and slow it down considerably prior to the bend and junction with Moreton Turn.
14. The remaining twenty responses were submitted by members of the public, and comprised three objections, two expressions of concern, and fifteen expressions of support. The objections and concerns were primarily on the grounds that a 30mph speed limit was considered preferable to the proposed 40mph limit, although two responses queried the need for a speed limit reduction.

Bill Cotton
Corporate Director, Environment and Place

Annexes

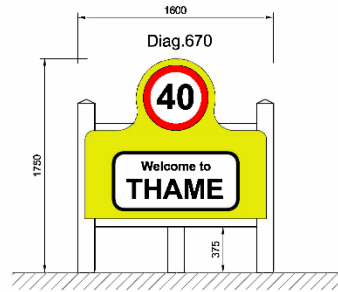
Annexe 1: Consultation Plan
Annex 2: Consultation responses

Contact Officers:

Tim Shickle 07920 591545

Jet Dehal 07767 648708

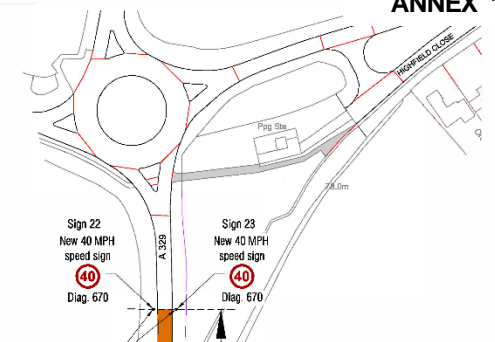
March 2022



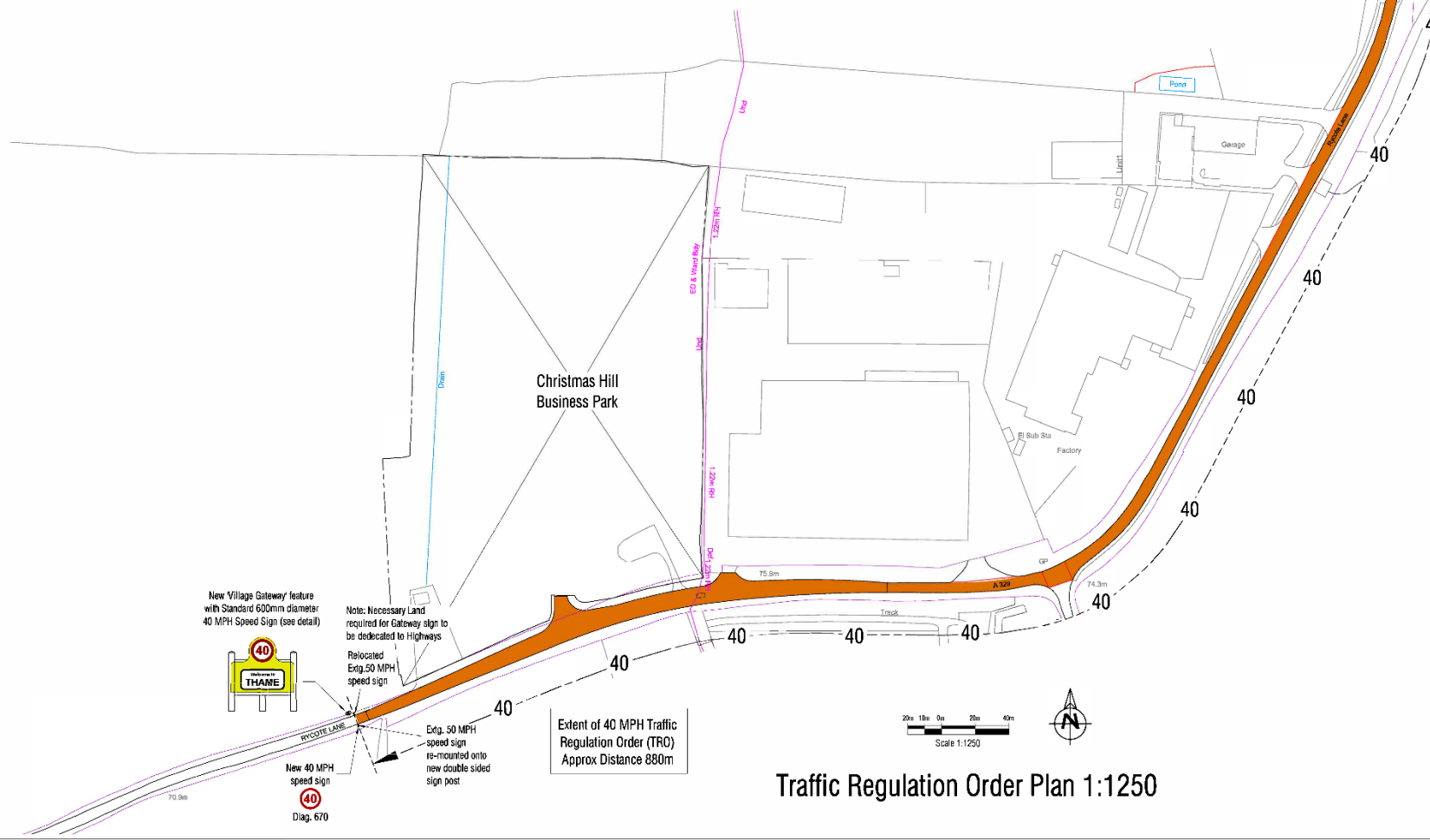
Village Gateway Sign 1:20



Speed Sign 1:20



Extent of 40 MPH Traffic Regulation Order (TRO) Approx Distance 880m



New Village Gateway feature with Standard 600mm diameter 40 MPH Speed Sign (see detail)

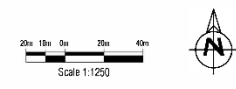


Note: Necessary Land required for Gateway sign to be dedicated to Highways

Relocated Exg. 50 MPH speed sign

Exg. 50 MPH speed sign re-mounted onto new double sided sign post

Extent of 40 MPH Traffic Regulation Order (TRO) Approx Distance 880m



Traffic Regulation Order Plan 1:1250

S278 AGREEMENT

| Rev | Date | Revision Description |
|-----|----------|----------------------|
| A | 09.08.21 | Minor revs |

Revision Schedule
Christmas Hill Business Park
Rycote Lane, Thame



SECTION 278 WORKS
 TRAFFIC REGULATION ORDER PLAN

BAILEY JOHNSON HAYES
 Consulting Engineers
ST ALBANS: Suite 4, Phoenix House, 63 Crossfield Rd, ST ALBANS, Herts AL1 5PL
 MANCHESTER: Grape House, John Dalton Square, MANCHESTER, M2 6PW

| | | |
|-------|------------|-----------------------|
| Scale | 1:1250 @A1 | S1414-S278-23A |
| Date | 16.07.21 | |
| Drawn | DJC | |

| RESPONDENT | COMMENTS |
|--|---|
| (1) Traffic Management Officer, (Thames Valley Police) | No objection |
| (2) Local Cllr, (Thame, Towersey Drive) | <p>Concerns - There is further development next to this one which should be included. There is a town gateway sign shown. This is currently outside the border of Thame. The Town has its own gateway signs which should be relocated</p> <p>30 mph will be more appropriate here</p> |
| (3) Thame Town Council | <p>Concerns - Thame Town Council request that the speed limit be reduced to 30mph in the interests of the safety of the footpath users and due to vehicles parking on the verge.</p> <p>Also we would like to raise the point that the proposed 'Welcome to Thame' sign is in the parish of Great Haseley and is not in keeping with the other 'Welcome to Thame' signs which OCC worked with the Town Council on installing a few years ago.</p> |
| (4) Great Haseley Parish Council | <p>Concerns - Great Haseley Parish Council supports the implementation of a 40mph speed limit which will improve safety for all road users and pedestrians. However, the proposed location of speed limit and entrance signs to Thame are positioned within the parish of Great Haseley and must be moved to align with the boundary of Thame parish.</p> |
| (5) Online response, (Thame, Youens Drive) | <p>Object - I Feel that a reduction in speed limit down to 50 from 40 would make no difference to the road or accident rate.</p> <p>This project may be better served in changing the configuration and putting a decent surface on the road as lots of the surface has failed, money better spent to replace the surface.</p> <p>The road before the bend and or opposite the businesses themselves should have wider access points, we have far to</p> |

| | |
|--|--|
| | many variable speed limits already on that road and this seems like the cheapest option, rather than look at a holistic solution for the road /area. |
| (6) As an individual, (Moreton, The Furlongs) | Object - The junction from A329 to Moreton is already very dangerous and with the increasing traffic to/from the new industrial estate will make the situation even worse. The speed limit of 40mph is essential for safety (30mph would be even better!). The turning off from A329 has for years seen lorries/cars ploughing to the road signs, including the Chevron at the turning to Moreton which remains a hazard as it has not been replaced. |
| (7) As an individual, (Thame, Church Road) | Object - Should be 30mph. There is a bend with a 35 mph advisory on the road, then its possible to accelate up to 50 before dropping back to proposed 40. Far better to have a 30 as the bend is slowing vehicles down and coming into anteater which is developing - more traffic on all kinds and pedestrians/ cyclists. Also junction for Moreton is dangerous enough. Please consider 30. |
| (8) As an individual, (Oxford, Rymers Lane) | Concerns - While I can understand that this road is not straight it is unclear whether the council has considered alternatives to a speed limit reduction, for example to improve the visibility. 50mph itself is not inherently unsafe - as determined by national policy - and any reduction should be properly justified. |
| (9) As an individual, (Thame, Corbetts Way) | Concerns - I would like to see this dropped to 30mph because of the bend and the use of the footpath to Morton. I often use the footpath and the curve of the road feels like cars are coming at you. I believe 30mph would more likely bring people down to 40mph. |
| (10) As an individual, (Towersey, Chinnor Road) | Support - Ideally this should be 30 mph |
| (11) As an individual, (Moreton) | Support - Very dangerous junction at Moreton turn |
| (12) As an individual, (Moreton, Judds Lane) | Support - Safety improvement. |
| (13) As an individual, (Moreton, Road running | Support - Increased traffic, multiple existing junctions. Speed limit of 40 makes sense |

| | |
|---|--|
| through Moreton) | |
| (14) As an individual, (Moreton, Judds Lane, Moreton) | Support - I live in Moreton - the hamlet of 72 houses, and the one road access to Moreton comes off Rycote Lane. It is impossible to get out of the junction at peak times due the volume of traffic that will now increase with the new Warehousing site. It is also a very tricky bend coming from the M40 and turning right into Moreton. You have to often take your chance when turning right back into Moreton. Slowing the traffic down will help. |
| (15) As an individual, (Thame, Conduit Hill Rise) | Support - It is not safe to travel faster because of the exits from so many industrial units which have been developed and also approach to the round about. Other roads adjacent to industrial estates already have reduced limits. Also approach to two sharp corners beyond this zone which have recommended limits of 30 mph. |
| (16) As an individual, (Thame, Oxford Road) | Support - 50mph is usually okay on that stretch but if loads of building lorries use that part of Rycote Lane 40 is acceptable. I am more concerned about yet more green land being developed, surely we have plenty of industrial estates, eg Long Crendon is not nearly full. They don't even plant any trees to compensate, by far not enough thought is put into looking after the environment, is nobody concerned about the future of our children? |
| (17) As an individual, (Tetsworth, Swan Gardens) | Support - It may be auspicious as there are a number of businesses along that stretch and I understand a new industrial estate is being built. |
| (18) As an individual, (Thame, Naseby Close) | Support - This is a busy section of road with a growing number of businesses. The lower speed limit will make approaching or leaving these business safer. |
| (19) As an individual, (Moreton, Moreton) | Support - To start slowing down traffic as it approaches Moreton |
| (20) As an individual, (Thame, Upper High Street) | Support - Road is already a little tricky at this point (especially traffic trying to exit from Moreton Lane) and new development requires that the limit is reduced a little for safety reasons. |

| | |
|---|--|
| <p>(21) As an individual, (Thame, Aylesbury Road)</p> | <p>Support - Road too congested and has many bends to be faster</p> |
| <p>(22) As an individual, (Moreton, Judds Lane)</p> | <p>Support - Moreton Rd joins Ryecote Lane on the section of road which the proposed speed limit applies to. It is a dangerous junction when turning right out of Moreton Rd or when travelling from Milton Common towards Thame and turning right into Moreton Rd. However, I don't think a reduction to 40mph is enough. A reduction to 30mph would give a better margin of safety.</p> |
| <p>(23) As an individual, (Moreton, Road running through Moreton)</p> | <p>Support - The Moreton Lane junction is very difficult to exit and it is good fortune that more accidents haven't happened - the oncoming speed of cars leaving Thame is a crucial factor - they ignore the lower junction specific limit - a 30 limit on the 400m stretch would make even better sense, but this is a step in the right direction. A traffic island would make the junction safer.</p> |
| <p>(24) As an individual, (Moreton, The Furlongs)</p> | <p>Support - Slow down traffic on the blind bend when you turn right into Moreton</p> |
| <p>(25) Local group/organisation, (Thame Wombles)</p> | <p>Support - This new limit will aid the flow of traffic past the commercial premises, and slow it down considerably prior to the bend and junction with Moreton Turn.</p> |